

Unleash your Creativity with Adobe Photoshop

Study the **Certificate in Adobe Photoshop** with
The Online Business Academy



CERTIFIED INSTRUCTOR



ICOCES

- ✓ Gain in-demand, future-proof skills that employers value
- ✓ Study at your own pace, on your own schedule
- ✓ Learn from industry experts and experienced educators
- ✓ Real-world outcomes that lead to career advancement



Table Of Contents

About Us	02
Course Overview	04
Course Modules	05
Career Centre	09
Student Success Stories	10



About Us

Welcome To The Online Business Academy

94%

of our graduates reported that their education at The Online Business Academy equipped them with valuable skills that they could apply in their professional careers.

96%

of our graduates say that The Online Business Academy provided them with up-to-date and industry relevant skills.

At The Online Business Academy, we are committed to helping you achieve your career goals through flexible and accessible online learning. With a team of industry leaders and education experts, we offer a world-class learning platform that is student-focused and designed to provide superior support. Our mission is to provide you with the skills and knowledge you need to succeed in your chosen field.

Our courses are carefully curated to ensure they are relevant, up-to-date, and practical, with a strong emphasis on real-world applications. We offer a wide range of courses across various industries, including accounting, bookkeeping, business, graphic design, video editing and digital marketing, web development, and more. All of our courses include assessments such as quizzes, assignments, and exams to measure your progress and provide you with valuable feedback.

We understand that life can be busy, which is why we offer a flexible approach to learning. Our online courses allow you to study when, where, and how you want, with no schedules, classrooms, or due dates to worry about. We also offer a range of support services, including access to a Career Centre, where you can get help with CV preparation, job search strategies, and interview skills.



Advancing Online Education

A New Way To Learn

At The Online Business Academy, we are proud to be pioneers in a new era of education. We have taken a fresh approach to learning, embracing the latest technology and creating a platform that is accessible to everyone, everywhere. Our courses are designed to be engaging and interactive, offering students a unique opportunity to learn at their own pace, in their own time. We believe that education should be an exciting journey, full of discovery and growth. That's why we have created a learning environment that is dynamic, innovative, and designed to inspire.



#42

We provide 42 premium courses curated by leading industry professionals.

Why Choose The Online Business Academy

Choose the Online Business Academy for high-quality courses developed by industry experts, a user-friendly learning platform, and superior support to help you achieve your goals.




Industry Leading Courses

We're proud to offer industry-relevant courses designed by experienced professionals to equip graduates with the skills and knowledge needed for success.



Superior Support

We offer superior support to students like you with one-on-one expert tutor guidance and a range of resources to help you succeed in your learning journey.



Real Outcomes

We are committed to providing real outcomes by equipping students just like you with skills, knowledge and confidence to succeed in the workforce.



Graphic Design & Video Editing Courses

Certificate in Adobe Photoshop

In this Adobe Certified Instructor led class, you will master the ins and outs of Photoshop through a project-based learning approach. By working on real-world projects, you will gain hands-on experience and learn practical skills that you can apply to your future work. At the end of the course, you will have an impressive portfolio showcasing your completed projects, which will serve as a valuable asset when seeking employment or working with clients.



Enrol Now



Learn More

Course Investment

\$399

Course Duration

60 Hours

Course Outcomes

- Understand the basic tools, menus and workflows in Adobe Photoshop.
- Create and edit images with advanced techniques like layer masks, adjustment layers, and blending modes.
- Enhance digital images using retouching techniques, color correction, and filters.
- Understand typography and design principles to effectively create visually appealing layouts.
- Design graphics and artwork for print and web applications.
- You will have over 20 of your own projects to add to your portfolio.



Module 01 Introduction to Photoshop


The module Introduction to Photoshop is a foundational course that aims to provide beginners with a basic understanding of the software and its interface. The module begins by introducing the software, its features, and capabilities, giving students a broad understanding of the software's purpose and the benefits of using it. The module then covers the different parts of the interface, including panels, menus, and tools, as well as how to navigate around the software. Students will also learn how to download and open project files provided by the course instructor, which they will use throughout the course.

Module 02 Layers

In the module Layers, students will learn how to work with layers in Adobe Photoshop, a critical skill for graphic designers and photographers. The module covers the basics of layer creation, selection, and manipulation, including navigating through layers, changing layer order, and applying layer masks. Students will also learn how to use layer blending modes, layer styles, and adjustment layers to create complex designs and photo manipulations. By the end of the module, students will have a solid understanding of how to work with layers in Photoshop and how to use them effectively to create visually stunning graphics and images.

Module 03 Colour & Adjustment Layers

The Colour & Adjustment Layers module is an essential part of learning how to use Adobe Photoshop effectively. Adjustment layers are a non-destructive way to make changes to an image's color, brightness, contrast, and other characteristics. In this module, students will learn how to use adjustment layers to improve the quality of their images and create unique effects. They will learn how to use tools such as Levels, Curves, Hue/Saturation, and Color Balance to adjust and manipulate colors. The module will also cover how to use adjustment layers to make targeted changes to specific parts of an image, such as using layer masks to create selective color adjustments.



Certificate in Adobe Photoshop

Module 04 Shapes & Text


In the Shapes & Text module, students will learn how to create shapes and text in Adobe Photoshop, two key design elements in creating graphics and visual designs. The module will cover topics such as creating specific sized documents and working with shapes, including creating stars, squares, circles, and other geometric shapes. Students will also learn how to use Adobe Color Themes and steal colors to enhance their designs. The module will also cover creating text, warping text, and getting text to follow a line or circle to create dynamic and interesting designs.

Module 05 Layer Styles & Cropping

In the Layer Styles & Cropping module of Adobe Photoshop, students will learn about the different layer styles available in the software and how to apply them to text. Layer styles such as line, bevel, and drop shadow effects can be added to text to give it a more appealing look. In addition to this, the module will also teach students how to crop images, including how to crop them for frames, straighten horizon lines, and present their work for their portfolio. Students will be able to apply these techniques to create their own postcard project and showcase their newly acquired skills.

Module 06 Selections & Masking

The Selections & Masking module is designed to teach students how to create and manipulate selections and masks in Adobe Photoshop. Students will learn how to copy from one image to another, crop images inside of text, remove backgrounds, use the Quick Select tool, put text behind a person, create layer masks, cut a person out and put them into another image, weave text in and out of an image, select hair, select things with straight edges, and get text to interact with ink and plants.



Module 07 Filters & Smart Objects


In this module, students will learn about the different types of filters and effects available in Adobe Photoshop. They will explore how to use the filters to create a variety of styles such as oil painting, halftone effects, and vignettes. Additionally, the module covers the use of smart objects in Photoshop, which allow for non-destructive editing and flexibility in applying effects to images. Students will also learn how to create motion blur and lens flare effects and how to use the history panel to undo or redo changes made to their images. Overall, this module provides students with a strong foundation in using filters and effects to enhance their images and create a range of visual styles.

Module 08 Transform & Distort

The Transform & Distort module is a comprehensive guide for students to learn how to transform and distort images in Adobe Photoshop effectively. This module covers several techniques, including how to use the warp and transform tools to bend and distort an image, the liquify tool to manipulate specific parts of an image, and the puppet warp tool to move and warp specific areas of an image. Additionally, students will learn how to create a wide range of stunning visual effects, including how to make a logo bend to match a surface, create a peeling effect on the sky, and shrink body parts realistically. The module also covers how to create a unique dripping paint text effect using several tools and techniques, such as creating a custom brush, adding textures, and using blending modes to achieve the desired effect.

Module 09 Retouching

The Retouching module is an important part of learning how to edit and retouch images effectively in Adobe Photoshop. This module covers a range of essential skills and techniques used by professional photographers and image editors. Students will learn how to remove unwanted people or text from an image using various tools such as the clone stamp and the healing brush. The module also covers how to remove red-eye, a common problem in flash photography, as well as how to retouch skin, enhance eyes, and fix teeth. These techniques are particularly useful for portrait photography, but can also be applied to a range of other types of images.



Certificate in Adobe Photoshop

Module 10 Blending Modes


This module is all about using blending modes in Photoshop to create interesting and creative effects in your designs. You'll learn how to instantly remove the white background from a logo, which is a useful skill for creating transparent logos that can be placed on any color background. You'll also learn how to use blending modes as color accents to add visual interest to your designs, and how to place images inside a bottle for a unique and eye-catching effect. These skills can be applied to a wide range of design projects and will help you take your Photoshop skills to the next level.

Module 11 Visual Styles & Art Boards

The Visual Styles & Art Boards module in Photoshop covers advanced techniques for creating visually stunning designs. Students will learn how to create popular visual effects, such as Duotones, Anaglyphs, Vintage Matte Photos, and Paper Cut Effects, to enhance their designs. The module also teaches students how to use artboards to organize their work and improve their workflow. With artboards, students can easily create and manage multiple design variations, and experiment with different layouts and styles. This module provides students with the skills and tools needed to take their design work to the next level and create professional-looking designs with ease.

Module 11 Colour Modes & Resolution

In the Colour Modes & Resolution module, students will learn about the various color modes used in digital imaging, such as RGB and CMYK, and the importance of choosing the correct color mode for a specific project. They will also learn about the role of resolution in creating high-quality digital images, and how to adjust image resolution for different output methods. The module will cover topics such as understanding pixel dimensions and file sizes, choosing the appropriate resolution for different output mediums, and how to change the color mode of an image.



Certificate in Adobe Photoshop

Module 07 Brushes & Shadows


In this module, students will gain an understanding of the various brush tools available in Photoshop and how to use them to create unique and creative effects. Students will learn how to customize brushes, create new brushes, and use brushes to paint and draw. Additionally, the module covers the importance of shadows in creating depth and dimension in images. Students will learn how to add shadows to objects in an image and how to create realistic shadow effects for a range of objects.

Module 08 Exporting

The Exporting module in the is an essential component for any Photoshop user looking to prepare and export their work. This module will cover the various options available for exporting images from Photoshop, including file formats and settings appropriate for different types of output. Students will learn how to export images for print, web, and social media, and how to optimize their images for efficient uploading and sharing. The module will also cover the different file types such as JPEG, PNG, GIF, and PDF, as well as advanced options such as exporting layers and using the save for web feature.

Module 09 Conclusion

The Conclusion module is an important part of the Certificate in Photoshop course as it helps students to consolidate their learning and understand the key takeaways from the course. In this module, students will review the course content and reflect on their progress and achievements. They will be encouraged to consider how they can apply their new skills and knowledge in real-world situations, and to continue developing their skills further. The Conclusion module will also provide tips and resources to support ongoing learning and development in the field of Photoshop. Ultimately, the goal of this module is to help students feel confident in their ability to use Photoshop to create high-quality digital images, and to inspire them to continue exploring and pushing the boundaries of their creativity.





Career Centre

We'll Help You Find a Job

At The Online Business Academy, we are dedicated to supporting you on your journey to success. We are confident that by leveraging the resources and connections offered by our Career Centre, you will build valuable networks and gain the confidence needed to secure a new job or promotion.

Receive a Free CV Review From The Experts At Resume Hub

By partnering with Resume Hub, we provide all our students with an added advantage in their job search. Upon enrolment, our students receive a complimentary comprehensive CV review from expert professionals, ensuring they have the best chance for success in their career.

What You'll Get With Our Career Centre

- Access to professional CV templates to update your current CV
- Complimentary personalized CV review with feedback to make your CV stand out
- Job tips and resources, including a clear five-step job success process
- Industry-relevant advice to stay up-to-date with the latest industry trends and requirements.



Very friendly and helpful stuff

They responded very quickly to my initial enquiry. The consultant gave me very helpful advice on which course would be right for me. The follow up was really great too. Helpful but not too pushy. Getting registered was quick and easy too.

Julie N.

Certificate in Xero



What Our Students Say



We pride ourselves in delivering an excellent education experience. See what our students have to say:



Maria R.
Certificate in Adobe
Photoshop

Exceptional Learning Experience

I had a great experience with the Online Business Academy! The course content was well-structured and easy to follow. The assessments helped me understand the concepts better and the feedback provided was valuable. I'm grateful for the flexible learning schedule that allowed me to study at my own pace. I would highly recommend this academy to anyone looking for a quality learning experience.



Sarah T.
Certificate in
Microsoft Word

Practical, Relevant and Fun!

I recently completed a Microsoft Word course with the Online Business Academy, and I loved it! The course was practical, relevant, and fun. The online platform was user-friendly, and the support from the academy team was exceptional. The assessments were challenging yet enjoyable, and I learned a lot from the feedback provided.



Mark J.
Digital Marketing
Bootcamp

Changed my Career Trajectory!

I joined the Online Business Academy to upskill in digital marketing, and it was the best decision I made for my career. The course content was comprehensive and up-to-date, and the assessments were challenging and relevant. The Career Centre helped me prepare a strong CV and provided valuable advice on job search strategies. The skills I learned from this academy have changed my career trajectory, and I'm grateful for the team over at the Online Business Academy.



Start Upskilling Today!

Follow our easy 4-step enrolment process - it only takes a few minutes to get started today!



1. Click on 'Get Started Now'



2. Proceed to payment



3. Receive login details



4. Start Learning!

Get Started Now, Click Here

